
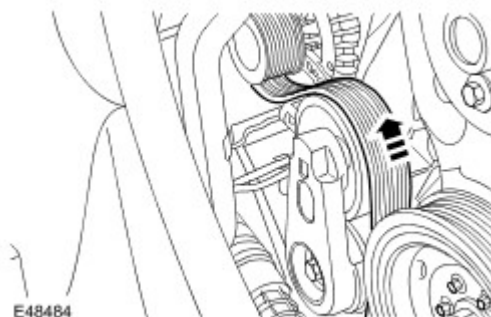





## Accessory Drive Belt (86.10.03)

### Removal

1. Disconnect the battery ground cable. For additional information, refer to [Specifications](#) (Section 414-00)
2. Remove the cooling fan. For additional information, refer to [Cooling Fan \(26.25.19\)](#) (Section 303-03)
3. **NOTE :**  
Using a 3/8 square drive wrench, rotate the tensioner counter clockwise.  
Remove the accessory drive belt.  
 Release the tension from the belt.



### Installation

1. To install, reverse the removal procedure.  
 Clean and inspect the drive pulleys for damage.

